



GENERAL INFORMATION


MODEL IDENTIFICATION



The engine serial number is stamped on the lower left side of the crankcase.



The frame serial number is stamped on the right side of the steering head.



The carburetor identification number is on the right side of the carburetor body.



The color code label is attached to the left frame tube under the seat. When ordering a color coded part, always specify its designated color code.