


CYLINDER HEAD/VALVES

Remove the valve and measure the face width.

SERVICE LIMIT: IN 2.6 mm (0.10 in)
EX 2.4 mm (0.09 in)




Measure each valve seat width.

SERVICE LIMIT: 2.0 mm (0.08 in)

If the seat is too wide, too narrow, or has low spots, the seat must be refinished for good sealing.

NOTE

- Follow the refacer manufacturer's operating instructions.

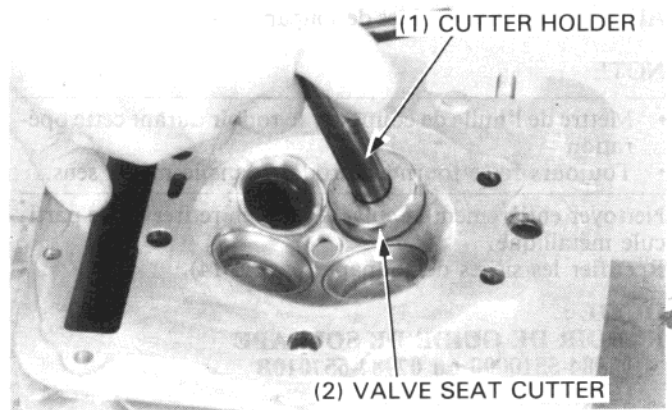


VALVE SEAT GRINDING

Using a 45 degree cutter, remove any roughness or irregularities from the seat.

NOTE

- Reface the seat with a 45 degree cutter when the valve guide is replaced.



VALVE SEAT CUTTERS

