


## CRANKSHAFT/BALANCER


### CRANKCASE SEPARATION

Remove the bolt attaching the cam chain tensioner and remove the tensioner, collar and washer.  
Remove the cam chain and cam chain drive sprocket.

Remove the left crankcase bolts.




Remove the right crankcase bolts.



Place the left crankcase side down and separate the right crankcase from the left crankcase while tapping them at several locations with a soft hammer.

#### CAUTION

- *Do not pry between the left and right crankcases.*



Remove the gasket and dowel pins.

